

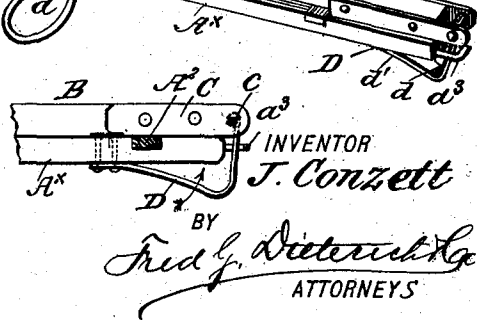

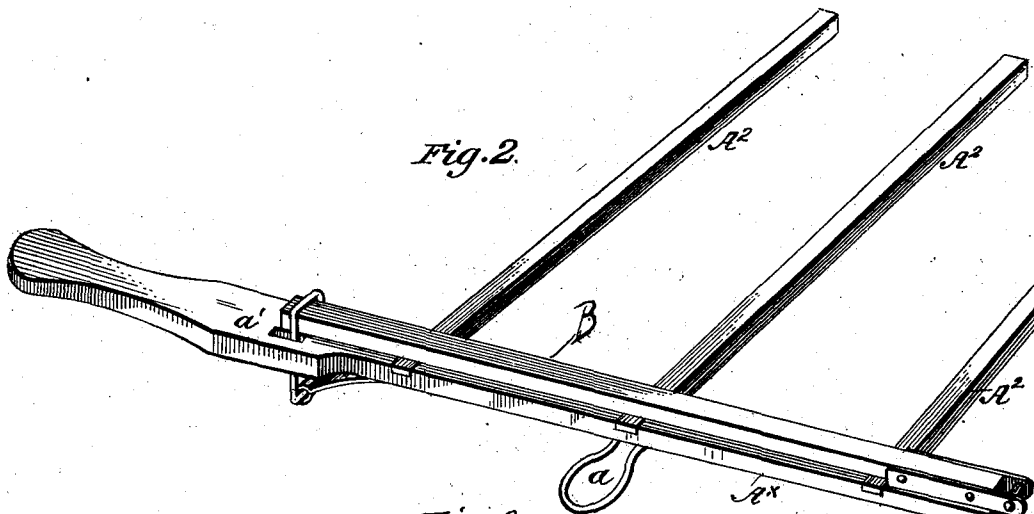
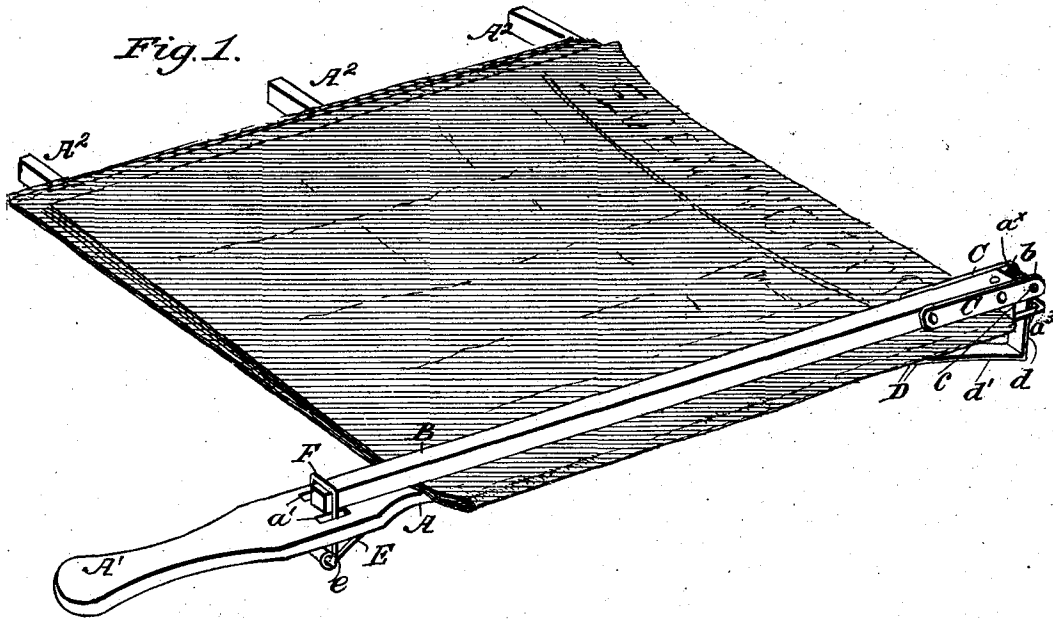
No. 690,837.

Patented Jan. 7, 1902.

J. CONZETT.  
NEWSPAPER HOLDER.

(Application filed Apr. 22, 1901.)

(No Model.)



# UNITED STATES PATENT OFFICE.

JOHN CONZETT, OF FORTUNA, CALIFORNIA.

## NEWSPAPER-HOLDER.

SPECIFICATION forming part of Letters Patent No. 690,837, dated January 7, 1902.

Application filed April 22, 1901. Serial No. 56,890. (No model.)

*To all whom it may concern:*

Be it known that I, JOHN CONZETT, residing at Fortuna, in the county of Humboldt and State of California, have invented a new and improved Newspaper-Holder, of which the following is a specification.

My invention relates to improvements in that type of paper holders or files in which a clamp member for securely holding the paper while the same is being read is provided; and the said invention has for its object to provide a holder of this character of a very simple and inexpensive construction, which can be easily handled and the parts manipulated to hold a number of papers without in the slightest tearing, punching, or otherwise mutilating the same, and in which the several parts have such correlation that the holder can be conveniently held in one hand and the page being read maintained in a flatwise condition without other means than the holder itself.

My invention consists in a holder combining certain features of construction and novel arrangement of parts, all of which will hereinafter be fully described, and particularly pointed out in the appended claim, reference being had to the accompanying drawings, in which—

Figure 1 is a perspective view illustrating the manner in which my invention is used. Fig. 2 is a perspective view of the holder, and Fig. 3 is a side elevation of the clamping members in their closed position.

My improved holder consists, substantially, of two members A and B, the lower one of which I term the "supporting" member, as upon it the paper is held when opened out to be read, and the other, B, I term the "clamp" member, as it acts to firmly hold the inner or fold edge of the paper down on the member A. The member A has one end extended and formed into a handle A'. At one edge it has three, more or less, laterally-projecting arms A<sup>2</sup>, which lie in a plane with the flat faces of the part A<sup>x</sup> and form rests upon which the paper sheet is supported flatwise for reading, as clearly illustrated in Fig. 1. The member A<sup>x</sup> is also provided with an upper loop a for hanging the holder up when not in use, and at a point near the handle it has two slots a', the reason for which will presently appear. At the outer end the clamp-bar B has

metal plates C, that extend to form ears b for the hinge-pintle c, with which the free end d of the angle portion d' of a spring-plate D engages. The plate D is made fast to the under side of the bar A<sup>x</sup>, and its end a<sup>x</sup> is bent to provide, as it were, a hinge connection spring yielding in the direction indicated by the arrow, and to avoid undue lateral or twist strain on the part d' of the member D said part passes through a guide-bail a<sup>3</sup> on the end of bar A<sup>x</sup>, as shown.

E designates a spring-plate secured on the bottom of bar A<sup>x</sup> near the handle, and said plate has its downwardly-bent end e connected to a bail F, that extends up through the slots a' a' to form a lock-loop to engage the inner end of the bar B, as clearly shown in Fig. 3. To hold the clamp-plate down against the bar A<sup>x</sup> and to allow for a limited swing of the bail F in the direction indicated by the arrow in Fig. 3 the slots are elongated, as shown in said figure.

From the foregoing, taken in connection with the accompanying drawings, the manner in which my holder is capable of being used to file or clamp the paper and also for holding it for perusal will be readily apparent. It will be also clear that by reason of connecting the bail F to a spring-plate and providing a hinge-joint at the outer end, also yielding, a number of papers can be firmly held and bound between the two members A<sup>x</sup> and B without more than lifting the member B up and then holding it down after the paper or papers are inserted by the bail F. Thus in addition to being of considerable assistance in the reading of a newspaper it also serves as a means for filing a number of papers without tearing or punching the same, and when not in use it can be conveniently hung up out of the way.

Having thus described my invention, what I claim, and desire to secure by Letters Patent, is—

A newspaper-holder of the character described, comprising in combination with the bar A, having a handle member at one end, a longitudinally-extending guide-loop a<sup>3</sup>, at the other end, and provided with two parallel longitudinally-extending slots a', adjacent the handle portion, the laterally-extending bars A<sup>2</sup>, the leaf-spring E, secured at one

end to the under side of the bar A, and the bail-piece F, pivotally secured to the free end of the spring E, and projected up through the slots  $a' a'$  of the swinging bar B, having 5 parallel extensions C C, and a cross-pintle  $c$ , mounted on said extensions, the flat spring member D secured at one end to the under side of the bar A, said spring having an angle end  $d$ , adapted to pass up between the guide  $a^3$ , said end being looped upon and forming 10 the pivotal bearing for the pintle  $c$ , all being arranged substantially as shown and for the purposes described.

JOHN CONZETT.

Witnesses:

CHARLES SCHROEDER,  
W. B. WESTLAKE.